

Designed to perform,
engineered to last



Adaptor Couplings (VAC)

When there is a significant difference in the outside diameter of pipes VIPSeal® adaptor couplings close the gap.



Constructed from the highest quality elastomeric rubber, VIPSeal® Adaptor Couplings are step moulded and fitted with two stainless steel tension bands, providing a sealing solution that's quick and robust.


Quick and easy to install, VIPSeal® Adaptor Couplings exhibit excellent sealing properties when tightened to the correct torque and are designed to accommodate large differences in pipe diameter.

Their design ensures that they can be used on any pipe material, making them the perfect solution for repairing pipes or when joining sections of pipe together.

For applications which require WIS-4-41-01, a VIPSeal® Standard Coupling and bush should be used.

VAR Adaptor Couplings

VIPSeal® VAR adaptor couplings incorporate an extra wide tension band at one end to allow a secure connection from clay pipe to structured, twin wall or ribbed plastic pipe.



Product Specifications	
VIPSeal® Product Reference	VAC, VAR
Size Range	35-420mm
Material	EPDM Rubber
Steel	1.4301 (304) Stainless Steel / 1.4401 (316)
Tightening Torque	6Nm (35 - 290mm) / 10 Nm (310-385mm) / 13Nm (390mm upwards)
Pressure Rating	0.6 bar / 8.7 psi
Jetting Resistance	120 bar
Constant Working Temperature Range	-10° to 60°
Standards	EN681-1, EN295-4, MPA, VA, WSSA AS/NZS 4237



Applications:

- Connect pipes with a significantly different outside diameter
- Connect lateral to unadopted sewers
- Connect pipes to prefabricated structures: manholes, inspection chambers, septic tanks
- Connect clay pipes to structured, twin wall, and ribbed plastic pipes

Benefits:

- ✓ Manufactured from high grade materials ensuring high performance and long service life
- ✓ Heavy duty worm drives
- ✓ A low cost solution to join pipes or repair damaged sections
- ✓ Withstands internal pressures up to 0.6 bar, constant working pressure. Contact our technical department for intermittent working pressure above 0.6 bar



Designed to perform, engineered to last



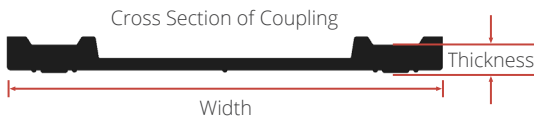
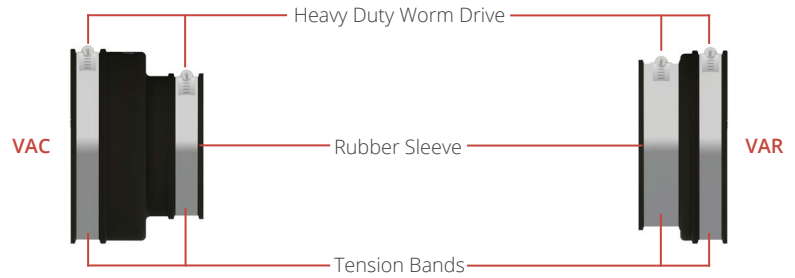
Product Range

VIPSeal Reference	Range (Pipe O/D)		Width (mm)	Thickness (mm)
	From (mm)	To (mm)		
VAC0752	75-89	53-63	90	7.3
VAC1001	100-115	40-50	100	7.3
VAC1002	100-115	50-64	100	7.3
VAC1003	100-115	75-90	95	7.3
VAC1201	105-120	35-45	100	7.3
VAC1221	110-122	80-95	100	7.3
VAC1225	110-122	48-56	120	7.3
VAC1544	110-125	100-115	100	8.5
VAC1226	110-122	60-68	120	7.3
VAC1361	121-136	80-95	120	7.3
VAC1362	121-136	100-115	100	9
VAC4000	121-136	110-121	102	7.3
VAC1452	130-145	110-125	120	8.5
VAC1501	135-152	100-115	120	7.3
VAC1552	140-155	90-105	120	7.3
VAC1602	144-160	110-122	120	8.5
VAC1603	144-160	121-136	120	7.3
VAC1701	153-168	100-115	150	7.3
VAC1702	155-170	110-125	120	7.3
VAC1703	155-170	130-145	120	7.3
VAC1801	160-180	100-115	150	7.3
VAC1922	170-192	110-122	120	8.5
VAC1923	170-192	121-136	120	7.3

VIPSeal Reference	Range (Pipe O/D)		Width (mm)	Thickness (mm)
	From (mm)	To (mm)		
VAC1924	170-192	144-160	120	9
VAC2000	180-200	130-145	150	7.3
VAC2001	180-200	155-170	150	7.3
VAC6000	180-200	160-180	150	8.5
VAC2100 O/S	185-210	100-115	145.5	8.67
VAC2102	185-210	110-125	150	7.8
VAC2105	185-210	144-160	151	8.67
VAC2101	185-210	160-180	150	7.8
VAC2152 O/S	195-215	100-115	150	7.3
VAC2154	190-215	150-165	150	7.8
VAC2203	195-220	155-170	150	7.8
VAC2254	200-225	160-175	150	7.8
VAC2352	210-235	110-122	150	7.8
VAC2353	210-235	121-136	150	7.8
VAC2354	210-235	144-160	150	7.8
VAC2355	210-235	170-192	150	7.8
VAC2356	210-235	190-215	150	7.8
VAC2654	240-265	144-160	150	7.8
VAC2655	240-265	170-192	150	7.8
VAC2656	240-265	190-215	150	7.8
VAC2657	240-265	210-235	150	7.8
VAC2754	250-275	160-175	150	7.8
VAC2756	250-275	200-225	150	7.8

VIPSeal Reference	Range (Pipe O/D)		Width (mm)	Thickness (mm)
	From (mm)	To (mm)		
VAC2804	255-280	155-175	150	7.8
VAC2652	260-285	240-265	150	7.8
VAC9001	265-285	180-205	150	7.8
VAC2904	265-290	144-160	150	7.8
VAC2906	265-290	190-215	150	7.8
VAC2907	265-290	210-235	150	7.8
VAC2908	265-290	235-260	150	7.8
VAC2956 O/S	270-295	185-210	150	7.8
VAC3003 O/S	275-300	180-200	150	7.8
VAC3204	295-320	144-160	150	9.3
VAC3205	295-320	170-192	150	9.3
VAC3207	295-320	210-235	150	9.3
VAC3208	295-320	240-265	150	9.3
VAC3209	295-320	265-290	165	9.3
VAC3351 O/S	310-335	180-205	150	9.3
VAC3608	335-360	240-265	165	9.3
VAC3609	335-360	265-290	165	9.3
VAC3600	335-360	295-320	165	9.3
VAC3858	360-385	240-265	165	9.3
VAC3859	360-385	265-290	165	9.3
VAC3850	360-385	300-325	165	9.3
VAC4208	395-420	240-265	165	9.3
VAC4209	395-420	265-290	165	9.3

VIPSeal Reference	Range (Pipe O/D)		Width (mm)	Thickness (mm)
	From (mm)	To (mm)		
VAR1500	170-192	160-170	100	7.3
VAR2250	260-285	240-250	130	7.8
VAR3000	360-385	325-335	165	9.3



Common Applications

VAC4000	VAC6000	VAC9001
<input type="checkbox"/> salt glazed ware (4") 100mm <input type="checkbox"/> vitrified clay 100mm <input type="checkbox"/> supersleve 100mm <input type="checkbox"/> pitch fibre 100mm <input type="checkbox"/> asbestos cement 100mm	<input type="checkbox"/> 110mm pvcu <input type="checkbox"/> 100mm cast iron (soil & drain) <input type="checkbox"/> 100mm cast iron (smu/ensign/sml) <input type="checkbox"/> 100mm ductile iron <input type="checkbox"/> 100mm stainless steel <input type="checkbox"/> 100mm supersleve	<input type="checkbox"/> salt glazed ware (6") 150mm <input type="checkbox"/> vitrified clay 150mm <input type="checkbox"/> supersleve 150mm <input type="checkbox"/> pitch fibre 150mm <input type="checkbox"/> asbestos cement 150mm <input type="checkbox"/> concrete 150mm <input type="checkbox"/> ultra-rib 180mm <input type="checkbox"/> pvcu 200mm
<input type="checkbox"/> salt glazed ware (9") 225mm <input type="checkbox"/> vitrified clay 225mm <input type="checkbox"/> supersleve 225mm <input type="checkbox"/> ductile iron 250mm <input type="checkbox"/> grey iron 250mm <input type="checkbox"/> mdpe 280mm	<input type="checkbox"/> 160mm pvcu <input type="checkbox"/> 150mm cast iron (soil & drain) <input type="checkbox"/> 150mm cast iron (smu/ensign/sml) <input type="checkbox"/> 150mm ductile iron <input type="checkbox"/> 150mm stainless steel <input type="checkbox"/> 150mm ultra-rib	<input type="checkbox"/> 150mm vitrified clay <input type="checkbox"/> 150mm pitch fibre <input type="checkbox"/> 150mm asbestos cement <input type="checkbox"/> 150mm concrete <input type="checkbox"/> 180mm mdpe <input type="checkbox"/> 180mm ultra-rib <input type="checkbox"/> 200mm pvcu <input type="checkbox"/> 200mm mdpe
VAC1001	VAC1002	VAC1221
<input type="checkbox"/> pvcu 110mm <input type="checkbox"/> cast iron (soil) 100mm <input type="checkbox"/> cast iron (smu/ensign/sml) 100mm <input type="checkbox"/> stainless steel 110mm	<input type="checkbox"/> 40-50mm pvcu <input type="checkbox"/> 40-50mm polypropylene <input type="checkbox"/> 40-50mm abs <input type="checkbox"/> 50mm (2") <input type="checkbox"/> polypropylene <input type="checkbox"/> 50mm (2") abs <input type="checkbox"/> 50mm (2") cast iron (soil)	<input type="checkbox"/> pvcu 110mm <input type="checkbox"/> cast iron (soil & drain) 100mm <input type="checkbox"/> cast iron (smu/ensign/sml) 100mm <input type="checkbox"/> ductile iron 100mm <input type="checkbox"/> supersleve 100mm
VAC1361	VAC1362	VAC1602
<input type="checkbox"/> supersleve 100mm <input type="checkbox"/> vitrified clay 100mm <input type="checkbox"/> asbestos cement 100mm <input type="checkbox"/> cast iron (smu/ensign/sml) 125mm	<input type="checkbox"/> 82mm (3") pvcu <input type="checkbox"/> 75mm cast iron (soil & drain) <input type="checkbox"/> 75mm cast iron (smu/ensign/sml) <input type="checkbox"/> 75mm ductile iron <input type="checkbox"/> 70mm cast iron (smu/ensign/sml)	<input type="checkbox"/> 82mm (3") pvcu <input type="checkbox"/> 75mm cast iron (soil & drain) <input type="checkbox"/> 75mm cast iron (smu/ensign/sml) <input type="checkbox"/> 75mm ductile iron <input type="checkbox"/> 70mm cast iron (smu/ensign/sml)
VAC1923	VAC1924	VAC2908
<input type="checkbox"/> vitrified clay (s.g.w) 150mm <input type="checkbox"/> supersleve 150mm <input type="checkbox"/> ultra-rib 150mm <input type="checkbox"/> ductile iron 150mm <input type="checkbox"/> cast iron (drain) 150mm <input type="checkbox"/> asbestos cement 150mm <input type="checkbox"/> pitch fibre 150mm <input type="checkbox"/> twin walled plastic 150mm	<input type="checkbox"/> 100mm supersleve <input type="checkbox"/> 100mm vitrified clay <input type="checkbox"/> 100mm asbestos cement <input type="checkbox"/> 125mm cast iron (smu/ensign/sml)	<input type="checkbox"/> salt glazed ware (9") 225mm <input type="checkbox"/> vitrified clay 225mm <input type="checkbox"/> ductile iron 250mm <input type="checkbox"/> grey iron 250mm <input type="checkbox"/> mdpe 280mm
VAC5144	VAC1922	
<input type="checkbox"/> pvcu 110mm <input type="checkbox"/> ductile iron 100mm <input type="checkbox"/> cast iron (soil & drain) 100mm <input type="checkbox"/> cast iron (smu/ensign/sml) 100mm <input type="checkbox"/> stainless steel 100mm <input type="checkbox"/> supersleve 100mm <input type="checkbox"/> asbestos cement 100mm	<input type="checkbox"/> 100mm cast iron (soil) <input type="checkbox"/> 100mm cast iron (smu/ensign/sml) <input type="checkbox"/> 100mm stainless steel <input type="checkbox"/> 110mm pvcu	
<input type="checkbox"/> vitrified clay (s.g.w) 150mm <input type="checkbox"/> supersleve 150mm <input type="checkbox"/> ultra-rib 150mm <input type="checkbox"/> ductile iron 150mm <input type="checkbox"/> cast iron (drain) 150mm <input type="checkbox"/> asbestos cement 150mm <input type="checkbox"/> pitch fibre 150mm <input type="checkbox"/> twin walled plastic 150mm	<input type="checkbox"/> 110mm pvcu <input type="checkbox"/> 100mm cast iron (soil & drain) <input type="checkbox"/> 100mm (smu/ensign/sml) <input type="checkbox"/> 100mm ductile iron <input type="checkbox"/> 100mm stainless steel <input type="checkbox"/> 100mm supersleve	
<input type="checkbox"/> 200mm vitrified clay <input type="checkbox"/> 225mm asbestos cement <input type="checkbox"/> 225mm ultra-rib <input type="checkbox"/> 225mm ductile iron (drain) <input type="checkbox"/> 250mm pvcu <input type="checkbox"/> 250mm mdpe	<input type="checkbox"/> 100mm cast iron (soil & drain) <input type="checkbox"/> 100mm (smu/ensign/sml) <input type="checkbox"/> 100mm ductile iron <input type="checkbox"/> 100mm stainless steel <input type="checkbox"/> 100mm supersleve	

Edition 1.0



Designed to perform,
engineered to last



Material Options

For applications which are subjected to higher temperatures, or where chemicals are present, VIPSeal® Flexible Couplings can be ordered in a range of materials:

Heavy Duty Tension and Shear Bands

For higher corrosion or contaminated ground areas and marine environments, grade 1.4401(316) stainless steel should be specified to eliminate the need for protective tape.

Rubber Sleeves

For applications where chemicals or higher continuous temperatures are experienced, VIPSeal® Flexible Couplings can be ordered in the following materials (contact our customer service team for technical guidance).



VIPSealPlus is manufactured from peroxide cured EPDM which is superior to the sulphur cured variant for elevated temperature applications and for applications that have to endure steam. Peroxide cured EPDM is recommended as continuous temperatures rise above 60°C for many years of leak free service is assured up to temperatures of 125°C. Peroxide cured EPDM has the same chemical compatibility as the standard VIPSeal range (sulphur cured EPDM).



VIPSealXtra is manufactured from sulphur cured Nitrile which is an effective material for applications that are exposed to mineral oils, fats and greases when constant temperatures remain below 60°C.



VIPSealXtraPlus is manufactured from peroxide cured Nitrile which is superior to the sulphur cured variant for elevated temperature applications. Peroxide cured Nitrile as continuous temperatures rise above 60°C for many years of leak free service is assured up to temperatures of 100°C.



VIPSealChem is manufactured from FKM which can cope with elevated continuous temperature applications up to 200°C. It's resistance to a wide range of chemicals makes it the perfect choice for industrial and food applications.



VIPSealXtreme is manufactured from FFKM and is suitable for applications found in chemical and process industries. With a resistance to aggressive chemicals and CWT exceeding 200°C, VIPSealXtreme is designed for the toughest conditions.

Information contained in this data sheet is up-to-date and correct as at the date of issue. We reserve the right to change any information without prior notice.

